



## Using the MHS Member Portal to change your Primary Medical Provider (PMP)

New Members can earn My Health Pays rewards to help pay for everyday items at Walmart, utilities, transportation, telecommunications (cell phone bill), childcare services, education and rent. Find out more about your [My Health Pays rewards](#)

### Step 1

Log into your Member Portal Account or create a New Account. If you need help, use our [Member Portal Registration Help](#).

### Step 2

Once on the Member Homepage, click on **Change Primary Provider**.

The screenshot shows the MHS Member Portal homepage. At the top, there is a navigation bar with the MHS logo, a dropdown menu for 'Member Name', and icons for Home, My Health, Messaging, Profile, and Help. Below the navigation bar, there is a main content area with a large image of a woman and a child. To the right of the image, there is a section titled 'MY HEALTH Benefits, Care, Claims and More' with a 'Learn More' button. Below this, there are four tabs: 'My Health', 'Let Us Know', 'Rewards Program', and 'Secure Messaging'. On the right side of the page, there is a sidebar with a 'Member Name' section containing Member ID (1234567899), Doctor (HILMA GREEN), and Status (Eligible). Below this, there are several buttons: 'Pay Contribution', 'Print Temporary ID', 'Change Primary Provider' (highlighted with a red box), 'My Benefits', and 'Tell Us About Your Health'. At the bottom left, there is a 'Coverage History' table and a 'Health Alerts' section.

### Step 3

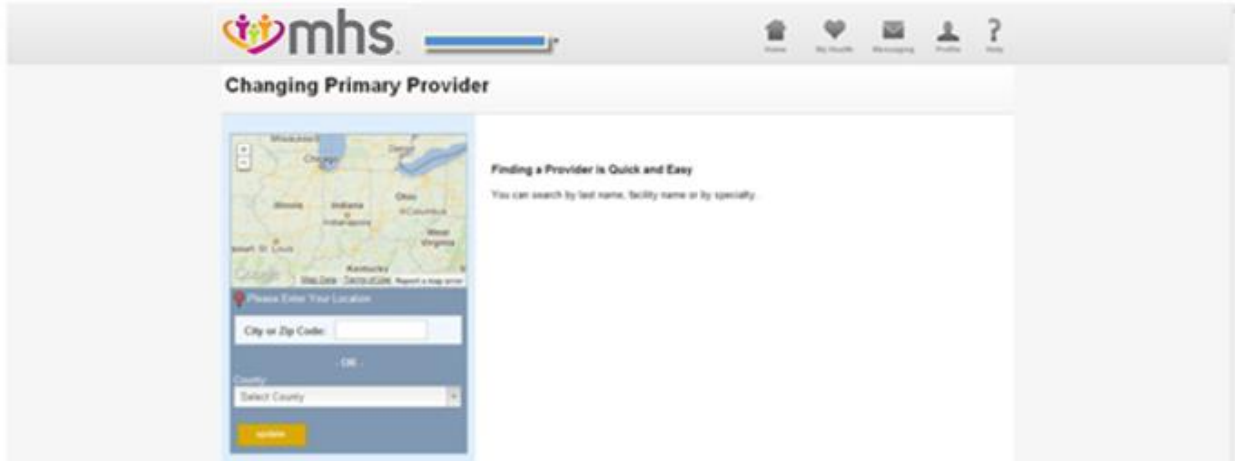
Once you click on Change Primary Provider, select your **network** from Hoosier Healthwise, Healthy Indiana Plan (HIP) or Hoosier Care Connect.

The screenshot shows the 'Changing Primary Provider' page in the MHS Member Portal. The page has a header with the MHS logo, a dropdown menu for 'Member Name', and icons for Home, My Health, Messaging, Profile, and Help. Below the header, the title 'Changing Primary Provider' is displayed. The main content area starts with the instruction 'Please select your network.' followed by a list of three options: 'Hoosier Healthwise', 'Healthy Indiana Plan (HIP)', and 'Hoosier Care Connect'. Each option is preceded by a blue dot and is a clickable link.



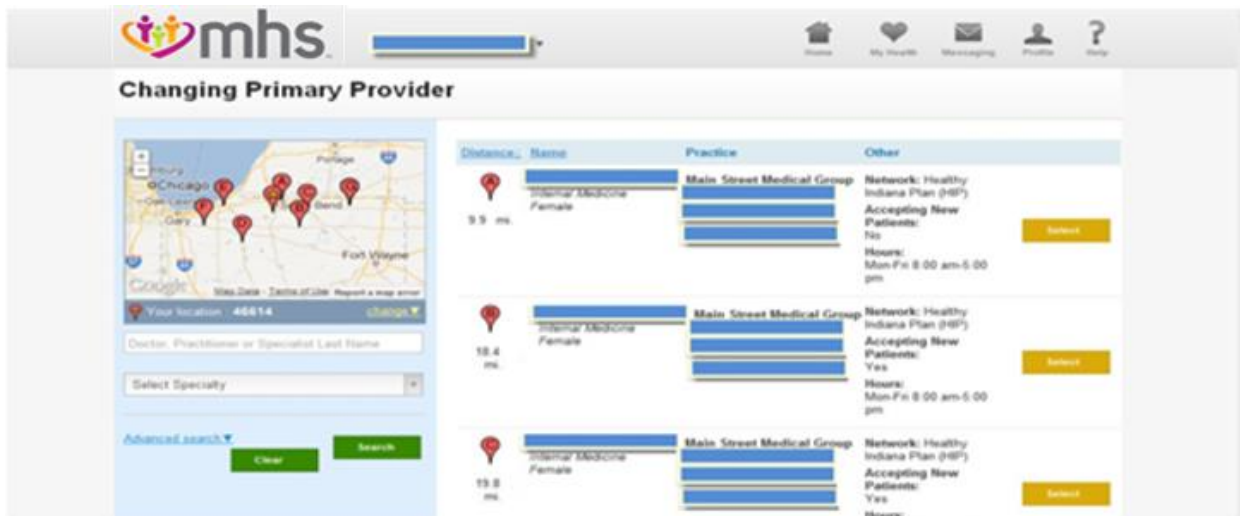
### Step 4

Complete a search for your PMP by **Zip Code** or **County**.



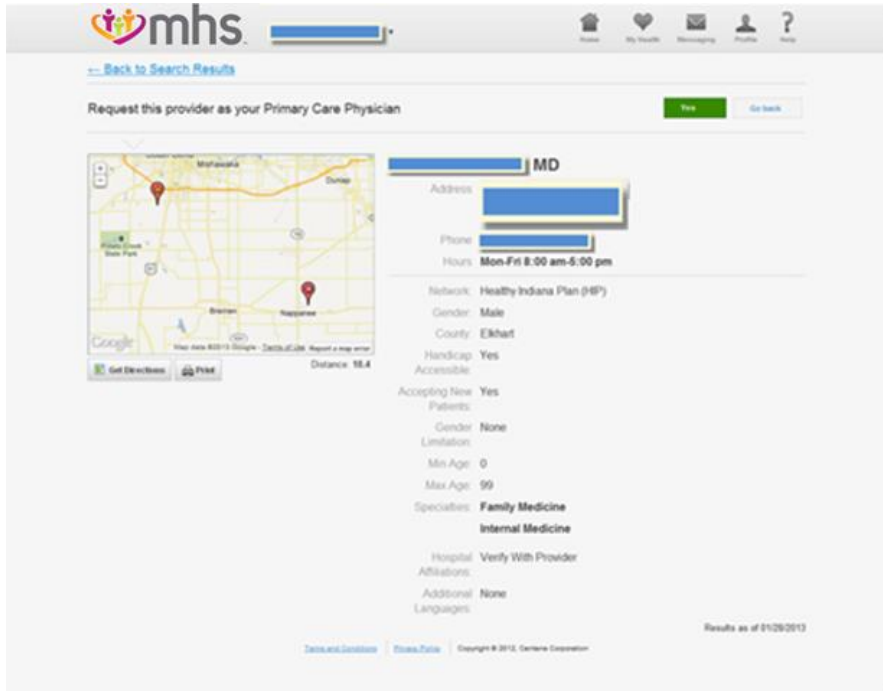
### Step 5

Review your choice of PMP by clicking **Select**.



### Step 6

The details of the PMP are displayed. Click **Yes** to select your provider.



### Step 7

After clicking yes, you will receive confirmation that your selection has been submitted.

