

## How to Complete the Health Needs Screening on mhsindiana.com

MHS wants to make sure we support your health needs. The first step is for MHS to know about your or your family's health conditions or special health needs. It's important that you get needed care to control your medical conditions and help prevent illnesses. We can help you manage your care and be healthy.


We need you to complete a **Health Needs Screening** for yourself and your family members. It's simple, you can get rewards for doing it, and it can help your health!

### To complete a Health Needs Screening:

- Call us at 1-888-252-3410.
- Visit [mhsindiana.com](https://mhsindiana.com).

### Steps for completing the Health Needs Screening on mhsindiana.com:

1. From the mhsindiana.com home page, click on **Complete Your HNS**



- On the Health Needs Screening page that loads, click [Login to your member portal account](#) to access your member portal account or call MHS. If you don't have a portal account you can also sign up on the Login page.




Home Find a Provider Portal Login Events Careers Contact Us

Contrast ☐ On ☐ Off a a a language▼

FOR MEMBERS

FOR PROVIDERS

GET INSURED



## MHS needs to know how we can help care for you. And, we'll reward you for telling us!

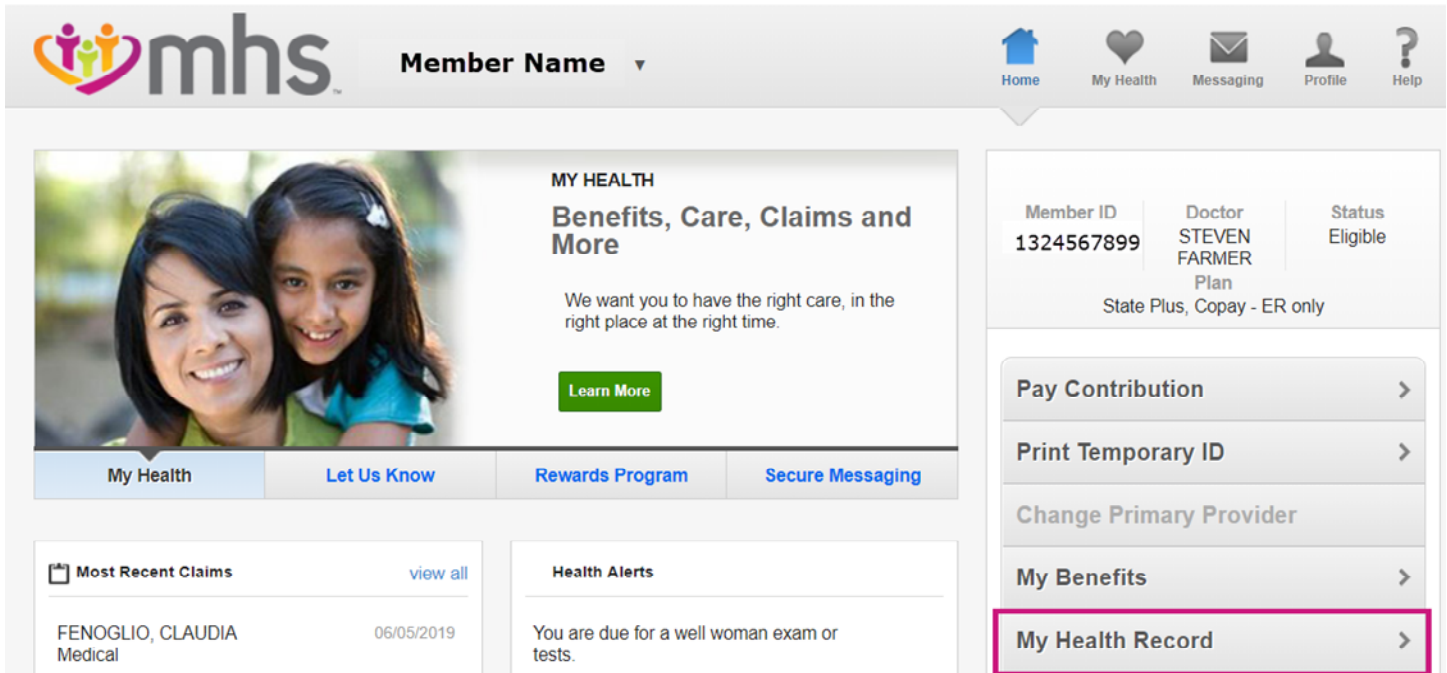
The Health Needs Screening (HNS) is a questionnaire that asks you about your health history and if you have any healthcare conditions. We want to know about your health right away so we can help match your needs with the right healthcare team. **That's why we give you a \$30 My Health Pays reward if you complete this questionnaire within 30 days of becoming a member.** Or you can get a \$10 My Health Pays reward for completing it within 90 days of becoming a member.

- [Login to your member portal account.](#) (Don't have a portal account? [Sign up for a secure member portal account today!](#))
- Call us. MHS Member Services is available from 8 a.m. to 8 p.m. Monday through Friday at 1-888-252-3410.

Need help? Try reading this guide:

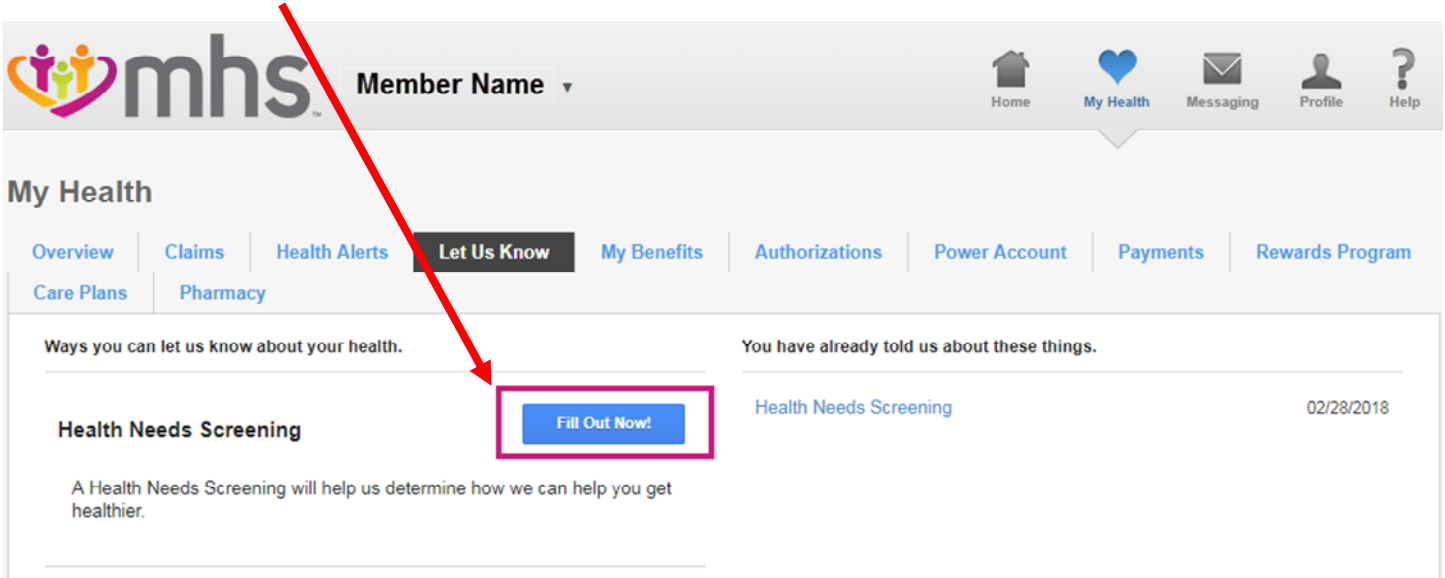
[How to complete the health needs screening online \(PDF\).](#)

- After logging into your Member Portal Account, click on the **“My Health Record”** tab.



The screenshot shows the MHS Member Portal Account interface. At the top, there is a navigation bar with the MHS logo, a "Member Name" dropdown, and icons for Home, My Health, Messaging, Profile, and Help. Below the navigation bar, the main content area is divided into several sections. On the left, there is a "MY HEALTH" section with a photo of a woman and a child, and a "Benefits, Care, Claims and More" heading. Below this, there is a "Learn More" button. To the right of the photo, there is a "Member ID" section displaying "1324567899", a "Doctor" section displaying "STEVEN FARMER Plan", and a "Status" section displaying "Eligible". Below these sections, there is a "State Plus, Copay - ER only" note. On the far right, there is a vertical list of links: "Pay Contribution", "Print Temporary ID", "Change Primary Provider", "My Benefits", and "My Health Record". The "My Health Record" link is highlighted with a red border. Below the "MY HEALTH" section, there is a "Most Recent Claims" section with a table showing a claim for "FENOGLIO, CLAUDIA Medical" dated "06/05/2019". To the right of this, there is a "Health Alerts" section with a message: "You are due for a well woman exam or tests."

4. Then, click **"Fill Out Now!"** next to Health Needs Screening.



The screenshot shows the mhs Member Name dashboard. The top navigation bar includes the mhs logo, a dropdown menu for Member Name, and links for Home, My Health, Messaging, Profile, and Help. The My Health section is active, showing a list of tabs: Overview, Claims, Health Alerts, Let Us Know, My Benefits, Authorizations, Power Account, Payments, and Rewards Program. Below the tabs, there are two main sections. The left section, titled 'Ways you can let us know about your health.', contains a card for 'Health Needs Screening' with a description: 'A Health Needs Screening will help us determine how we can help you get healthier.' and a blue 'Fill Out Now!' button. The right section, titled 'You have already told us about these things.', contains a table with one row: 'Health Needs Screening' and '02/28/2018'. A red arrow points from the instruction text to the 'Fill Out Now!' button.

Member Name ▾

Home My Health Messaging Profile Help

**My Health**

Overview Claims Health Alerts **Let Us Know** My Benefits Authorizations Power Account Payments Rewards Program

Care Plans Pharmacy

Ways you can let us know about your health.

**Health Needs Screening**

A Health Needs Screening will help us determine how we can help you get healthier.

**Fill Out Now!**

You have already told us about these things.

Health Needs Screening	02/28/2018
------------------------	------------